

## Treatment of Landfill Leachate by Fenton Process with Nano sized Zero Valent Iron particles

Shafieiyoun, S.<sup>1\*</sup>, Ebadi, T.<sup>1</sup> and Nikazar M.<sup>2</sup>

<sup>1</sup> Civil and Environmental Engineering Department, Amirkabir University of Technology (AUT), Hafez St., Tehran, 15875-4413, Iran

<sup>2</sup> Chemical Engineering Department, Amirkabir University of Technology (AUT), Hafez St., Tehran, 15875-4413, Iran

Received 8 Feb. 2011;

Revised 19 June 2011;

Accepted 6 July 2011

**ABSTRACT:** Leachate treatment from municipal landfills has been always a major anxiety in waste management due to its high level of various contaminations. In this paper the effect of Nanosized Zero Valent Iron particles (NZVI) in Fenton process for the treatment of high COD strength landfill leachate was scrutinized. The results corroborated this procedure was fast and efficient. In fact, about 87% of initial COD (38 g/L) was reduced in an hour. The various operation conditions such as pH, initial H<sub>2</sub>O<sub>2</sub> concentration, H<sub>2</sub>O<sub>2</sub>/Fe molar ratio and temperature in a batch reactor were investigated. The optimum condition was obtained at pH value of 2, temperature of 40°C and H<sub>2</sub>O<sub>2</sub> to Fe molar ratio equal to 39 by using only 0.07 M of NZVI. In such conditions, 0.08 M H<sub>2</sub>O<sub>2</sub> for the removal of 1 g/L of COD was needed. Furthermore, hydrogen peroxide consumption after Fenton process was evaluated and it was found that it had a direct relationship with COD removal efficiency.

**Key words:** Fenton process, Nanosized zero valent iron (NZVI), Landfill leachate, COD removal

### INTRODUCTION

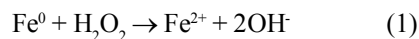
Sanitary landfills are the primary method currently used for municipal solid waste disposal in many countries, and leachate generated from landfills is a high-strength wastewater exhibiting acute and chronic toxicity. Untreated leachates can permeate ground water or mix with surface waters and contribute to the pollution of soil, ground water, and surface water (Deng & Englehardt, 2006). In Iran due to high fraction of organics in municipal solid waste (about 80%), Chemical Oxygen Demand (COD) of leachate is high and varies between 30 and 100 g/L. On the other hand due to existence of dry climate and lack of water resources, leachate treatment and management are known as one of the greatest environmental concerns. However, with the continuous hardening of the discharge standards in most countries and the ageing of landfill sites with more and more stabilized leachates, conventional treatments (biological or physico-chemical) are not sufficient anymore to reach the level of purification needed to fully reduce the negative impact of landfill leachates on the environment. It implies that new treatment alternatives species must be proposed (Renou

et al, 2008; Nwabanne *et al.*, 2009; Dabhade *et al.*, 2009; Hassani *et al.*, 2009; Uemura, 2010; AbdulAziz *et al.*, 2010).

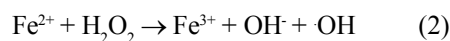
The Fenton reaction as one of the Advanced Oxidation Processes (AOPs) is a catalytic process for the generation of hydroxyl radicals from hydrogen peroxide and is based on an electron transfer between H<sub>2</sub>O<sub>2</sub> and iron ions acting as homogeneous catalyst. These radicals are a very strong oxidizing agent capable of reacting with a wide variety of organic compounds under ambient conditions (Barbusiński & Majewski, 2003; Lucking *et al.*, 1998). Fenton process was more readily employed to treat landfill leachate, as it is much cheaper and easier to operate compared with other AOPs. (Zhang *et al.*, 2006). Recently there have been numeral reports about landfill leachate treatment by classical Fenton process (H<sub>2</sub>O<sub>2</sub>/ferrous salt) (Zhang *et al.*, 2006; Zhang *et al.*, 2005a; Zhang *et al.*, 2009; Lopez *et al.*, 2004; Trujillo *et al.*, 2006; Deng, 2007; Rivas *et al.*, 2004; Hermosilla *et al.*, 2009; Wang *et al.*, 2009). Beside the classical Fenton's reaction, recent studies have focused especially on

\*Corresponding author E-mail: saeedshf@gmail.com

investigation of the Fenton process with alternative iron sources (Barbusiński & Majewski, 2003) such as elemental iron ( $\text{Fe}^0$ ) that is one of the most widely used zero-valent metal (such as  $\text{Fe}^0$ ,  $\text{Zn}^0$ ,  $\text{Sn}^0$ , and  $\text{Al}^0$ ) because it is readily available, inexpensive, and nontoxic (Joo & cheng, 2006). Zero-valent iron ( $\text{Fe}^0$ ) is a mild reducing agent with an  $\text{EH}^0 = -0.440 \text{ V}$  (Zhang *et al.*, 2005b). In this process NZVI in the presence of  $\text{H}_2\text{O}_2$  is transformed into  $\text{Fe}^{2+}$  (Bergendahl & Thies, 2004; Pourbaix, 1966):



$\text{Fe}^{2+}$  can then react with  $\text{H}_2\text{O}_2$  in traditional Fenton's oxidation reactions (Bergendahl & Thies, 2004; Pignatello, 1992):



The formed radicals react with organic materials breaking them down gradually in a stepwise process (Martínez, 2003).

Barbusinski and Majewski (2003) demonstrated that  $\text{H}_2\text{O}_2/\text{Fe}^0$  process was very efficient for discoloration of simulated wastewater containing commercial Azo dye Acid Red 18. Bergendahl and Thies (Bergendahl & Thies, 2004) illustrated the effectiveness of using  $\text{Fe}^0$  as the iron source in Fenton's oxidation for treating MTBE-contaminated water. Boussahel *et al.* (2007) reported that degradation tests of obsolete DDT by Fenton oxidation with zero-valent iron provides a promising alternative to the traditional techniques of elimination also from the economic point of view.

For COD reduction a few research results reported using ZVI and Fenton process. Rodrigues *et al.* (2008) indicated that combined ZVI and Fenton process was significantly efficient for the COD reduction of an explosive industry effluent. Kallel *et al.* (2009a, 2009b) presented that zero-valent  $\text{Fe}/\text{H}_2\text{O}_2$  could be considered as an effective alternative solution for the COD and phenolic compounds removal of olive mill wastewater. Furthermore, the innovative nanotechnology applied in the environmental remediation by NZVI has erupted promptly and dynamically (Masciaglioli & Zhang, 2003; Shu *et al.*, 2009). Lin *et al.* (2008) compared the effect of particles size on the degradation of AB24 and determined that for the NZVI, the dyes were completely removed in 20 min, whereas 70% of the initial dye remained in the case of micro-size ZVI under otherwise the identical conditions. Zhang (2003) reviewed that nanoscale iron particles are very effective for the transformation and detoxification of a wide variety of common

environmental contaminants and modified iron nanoparticles enhance the speed and efficiency of remediation. Shu *et al.* (2009) proved that the integration technique of NZVI particles addition with  $\text{UV}/\text{H}_2\text{O}_2$  process saving time and energy thus it could be innovative and advanced application.

As mentioned, even though there are a few researches on application of microsized zero valent iron by the Fenton process, using nanosized particles in this respect is quite new. So this study investigates Fenton process efficiency for organic load reduction of landfill leachate by NZVI particles and the influence of the initial pH, reaction time,  $\text{H}_2\text{O}_2/\text{Fe}^0$  mol ratio, hydrogen peroxide and NZVI dosage and temperature has been explored.

## MATERIALS & METHODS

Leachate samples were taken by polyethylene bottles from the municipal sanitary landfill which was located in Tehran, Iran in March of 2010. Table 1 shows the main characteristics of the leachate used in experiments. The NZVI (Particle size: 8-18 nm, purity: 85%, SSA: 59-79  $\text{m}^2/\text{g}$ , black, spherical) was obtained from Research Institute of Petroleum Industry (Tehran, Iran). A photomicrographic image of the iron nanoparticles was recorded with a Transmission Electron Microscopy (TEM) as shown in Fig. 1. From this figure, we know that the diameter of Zero Valent Iron is smaller than 20 nm. All chemicals used were of analytical grade and were purchased from Merk Co. COD was measured by Hach vials (range 20-1500  $\text{mg}/\text{L}$ ) with HACH spectrophotometer (HACH, DR4000, USA) according to standard method (APHA, 1992).  $\text{BOD}_5$  was measured according to the Standard Methods 5210B (APHA, 1992). Concentration of residual  $\text{H}_2\text{O}_2$  was analyzed by iodometric method (Kang *et al.*, 1999). All chemicals used were of analytical grade and were purchased from Merk Co. COD was measured by Hach vials (range 20-1500  $\text{mg}/\text{L}$ ) with HACH spectrophotometer (HACH, DR4000, USA) according to standard method (APHA, 1992).  $\text{BOD}_5$  was measured according to the Standard Methods 5210B (APHA, 1992). Concentration of residual  $\text{H}_2\text{O}_2$  was analyzed by iodometric method (Kang *et al.*, 1999).

Prior to do the experiments the leachate containing bottle was sufficiently mixed in order to make a homogenous condition for all samples. Then leachate samples (100 ml) were placed in Erlenmeyer flasks. In nitrogen atmosphere a selected amount of NZVI was added to the samples. Then pH was adjusted to the desired value with a pH meter (340i, WTW, Germany) by adding 5 M sulfuric acid and 4 M sodium hydroxide. Leachate samples were subjected to ultrasound sonicating for 10 min with a bath type sonicator

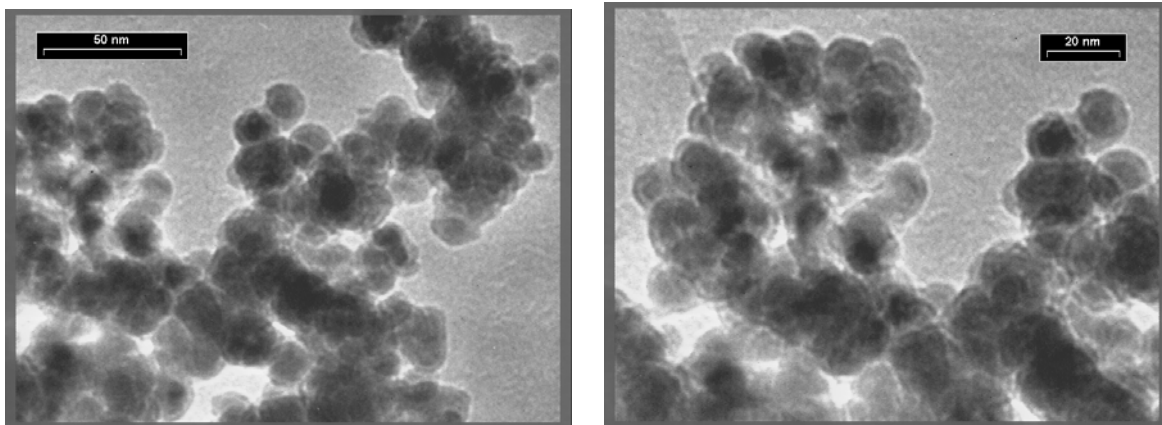
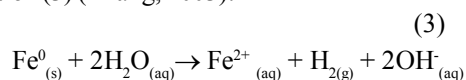


Fig. 1. TEM photomicrograph of a nanoparticle cluster. Size bar is 50 and 20 nm

Table 1. Properties of the leachate used in different experiments

Parameter	Value	Parameter	Value
pH	6.5	Hg (ppm)	< 0.5
COD(mg/L)	38000	Cr (ppm)	0.7
BOD <sub>5</sub> (mg/L)	15000	Cu (ppm)	0.075
EC (ms/cm)	60	Fe (ppm)	35
Alkalinity(mg/L as CaCO <sub>3</sub> )	10000	K (ppm)	1650
Pb (ppm)	<0.1	Mg (ppm)	500
Ca (ppm)	1250	Mn (ppm)	3.2
Cd (ppm)	<0.02	Na (ppm)	5500
Al (ppm)	1.6	Sr (ppm)	9
Ni (ppm)	0.47	Zn (ppm)	1

(Sonoswiss, SW3H). After that, samples were shaken for 15 min at 100 rpm with an orbit type shaker. This procedure increased pH of the samples according to reaction (3) (Zhang, 2003):



So it was necessary to adjust pH to the desired value again. Then 30% (w/w) H<sub>2</sub>O<sub>2</sub> solution was added to the samples in a single step. Finally a continuous shaking at 225 rpm was applied for 3 hours. During the reaction period, samples (20 ml) were taken at pre-selected time intervals and immediately analyzed. At the end of the experiment, the residual amount of H<sub>2</sub>O<sub>2</sub> in leachate samples was determined by iodometric method. This method has the advantage that it is hardly affected by organic substances and the stabilizers which are sometimes added to the commercial hydrogen peroxide solutions (kang, 1999). Lopez et al. (2004) previously have used this method for

determining the residual amounts of H<sub>2</sub>O<sub>2</sub> in the leachate.

For COD analysis, all tests were made after the total removal of residual H<sub>2</sub>O<sub>2</sub> from all samples, because the residual H<sub>2</sub>O<sub>2</sub> increases the COD value since it acts as a reductant, especially in chromate-based analysis of COD (Barbusinski & Filipek, 2001). To eliminate the remaining H<sub>2</sub>O<sub>2</sub> and stop the oxidation reaction, the following procedure according to Deng's method (Deng, 2007) was used: NaOH pellets were added to 20 ml withdrawn samples to increase pH to about 8. Then pH of the samples was adjusted to 9 using sufficient amounts of 4 M NaOH solution and after that, samples were brought to the room temperature for 3 hours sedimentation period. It was checked that this procedure significantly eliminated all the residual H<sub>2</sub>O<sub>2</sub> and had no effect on the COD value. Finally, the supernatant was centrifuged for 10 min at 5000 rpm (Hettich, EBA21-Centrifuge) and then COD in the supernatant was measured.

## RESULTS & DISCUSSION

pH and H<sub>2</sub>O<sub>2</sub>/Fe molar ratio are the most important variables in Fenton process. Several authors have demonstrated that optimal H<sub>2</sub>O<sub>2</sub>/Fe molar ratio was independent of initial COD and ferrous iron dosage (Zhang *et al.*, 2009; Deng, 2007). Furthermore, Zhang *et al.* (2009) reported that optimal value of H<sub>2</sub>O<sub>2</sub>/Fe molar ratio was related to initial pH. Therefore, to determine the optimal ratio of Fenton reagents, in different pH values between 1 to 4 and at a fixed amount of NZVI, H<sub>2</sub>O<sub>2</sub> with initial concentration ranging from 0.8 to 4 M was added to the leachate. Results of these experiments are reported in figure 2 a-d. Regarding these figures it can be concluded that COD removal efficiencies increased with the increase of H<sub>2</sub>O<sub>2</sub> concentration and maximum COD reduction occurred in the first one hour of the reaction, and after one hour there was hardly any reduction of COD values, even after prolonging the reaction up to 3 hours. Fig. 3 summarizes the effect of pH and H<sub>2</sub>O<sub>2</sub>/Fe molar ratio on the COD removal. As seen in figure 3, it seems that the variation of COD removal versus initial H<sub>2</sub>O<sub>2</sub> concentration is to some extent different for different pH values. This trend shows that the optimal value of H<sub>2</sub>O<sub>2</sub>/Fe molar ratio is influenced by initial pH which is in agreement with previous study of Zhang *et al.* (2009). At pH 1 and 3, COD removal increased with increase of initial H<sub>2</sub>O<sub>2</sub> concentration, while COD removal changed insignificantly at higher initial H<sub>2</sub>O<sub>2</sub> concentrations when pH was 2 or 4. It should be noted that at pH 1 and 3 like pH 2 and 4, the increase of COD removal efficiency declined for higher H<sub>2</sub>O<sub>2</sub> concentrations, although this happened earlier at pH 2 and 4 than it did at pH 1 and 3. Overall, what matters more is that the general trend as proposed by such figures indicates that increase of H<sub>2</sub>O<sub>2</sub> concentration can help raise COD removal until a certain value. As the concentration goes beyond this, it grows less effective on increasing COD removal.

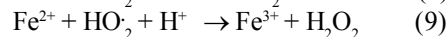
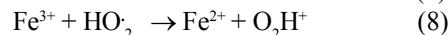
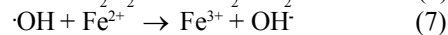
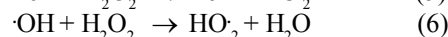
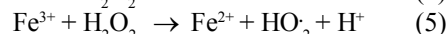
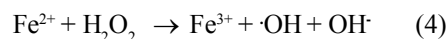
Regarding these results, the optimum condition occurred at pH value between 2 and 3. This agrees with previous studies on the oxidation of organic compounds in leachate treatment (Zhang *et al.*, 2005a; Kang & Hwang, 2000; Lau *et al.*, 2001). pH values below the optimum condition slowed down the reaction due to the formation of complex iron species and formation of oxonium ion [H<sub>3</sub>O<sub>2</sub>]<sup>+</sup> (Kallel, 2009a). On the other hand, as mentioned by Deng & Englehardt (2006), at pH values above optimum range, Fenton oxidation was hindered since the absence of H<sup>+</sup> can inhibit the decomposition of H<sub>2</sub>O<sub>2</sub> and therefore reduce the production of ·OH, so the oxidation potential of ·OH decreased with the increase of pH.

As seen in fig. 3, COD removal at pH 2 increases rapidly to about 80% and remains relatively constant

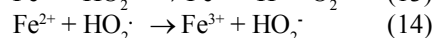
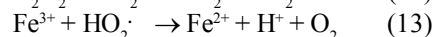
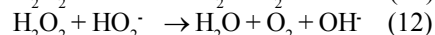
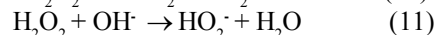
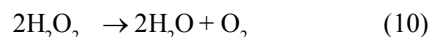
upon further increase of H<sub>2</sub>O<sub>2</sub> which is in agreement with previous studies (Zhang, 2005a; Deng, 2007). Harber & Weiss (1934) reported that the reaction was second order at low H<sub>2</sub>O<sub>2</sub> to Fe<sup>2+</sup> ratio, but became zero order at high H<sub>2</sub>O<sub>2</sub>/Fe<sup>2+</sup>. Zhang *et al.* (2005a) explained that at high H<sub>2</sub>O<sub>2</sub>/Fe molar ratio, one or more side reactions occur. So the mechanism changes and the reaction become independent of hydrogen peroxide, therefore less efficient improvement in removals is obtained.

As a result H<sub>2</sub>O<sub>2</sub>/Fe molar ratio of 39 (2.7:0.07) at pH 2 was selected for further experiments. In comparison with previous studies, this optimum ratio was high which was probably due to the effect of nano particles. For example Kim and Huh (1997) reported an optimal molar ratio of 12.5:1, Zhang *et al.* (2005a) and Hermosilla *et al.* (2009) reported a molar ratio of 1.5:1 and Lopez *et al.* (2004) reported an optimal molar ratio of 18:1. In fact small particle size and high specific surface of nano particles lead to high efficiency and low utilization of NZVI.

Based on reactions 1 and 2, 0.5 M NZVI is needed to decompose 1 M hydrogen peroxide to generate hydroxyl radicals. Therefore, it can be concluded that H<sub>2</sub>O<sub>2</sub> to Fe molar ratio must be 2, while according to the obtained results (fig. 3) the optimum ratio is 39. Three possible arguments may be proposed herein. First, there are many other reactions and side reactions in Fenton mechanism, all of which consume Fe and hydrogen peroxide. The classical Fenton free radical mechanism in the absence of organic compounds after reactions 1 and 2 mainly involves the sequence of reactions below (Deng & Englehardt, 2006).



In addition, some examples of side reactions are as follows (Zhang *et al.*, 2005a):



Second, landfill leachate has a lot of various components (Table 1) which may influence on / interfere with Fe and H<sub>2</sub>O<sub>2</sub> reaction. Finally, Fenton reagents are not thoroughly exhausted in the reaction. This may

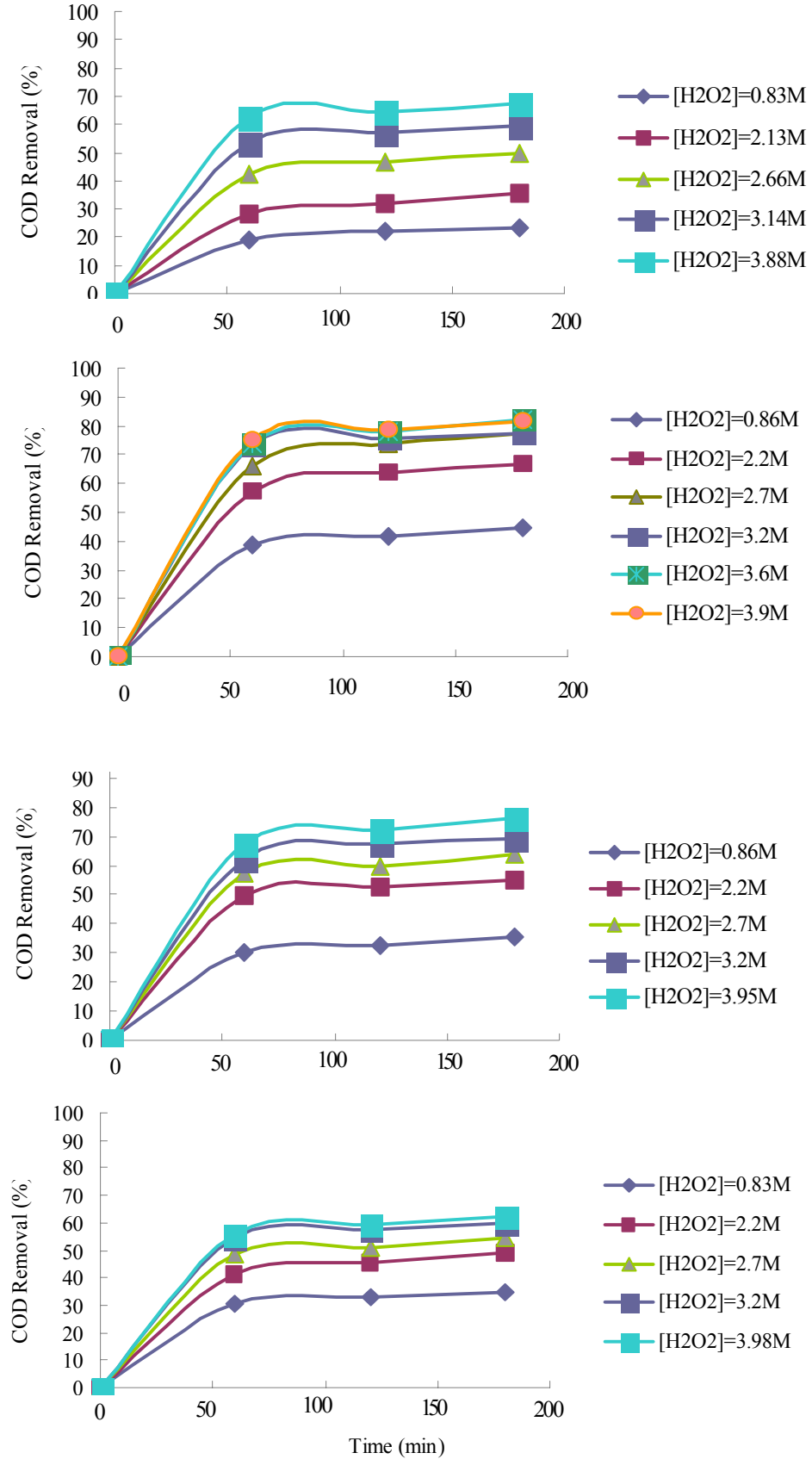
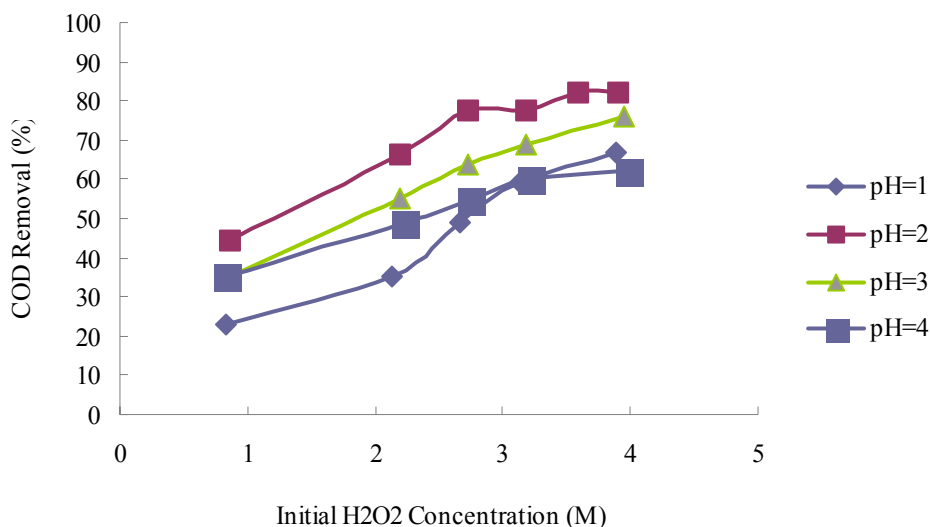


Fig. 2. COD removal efficiency at different H<sub>2</sub>O<sub>2</sub> concentration during the Fenton oxidation. a)pH=1, b)pH=2, c)pH=3, d)pH=4 ([NZVI]=0.07 M, Initial COD=38 g/L)



**Fig. 3. Effect of initial pH on the COD removal efficiency at different H<sub>2</sub>O<sub>2</sub> Concentration ([NZVI]=0.07 M, Initial COD=38 g/L, t=3 hr)**

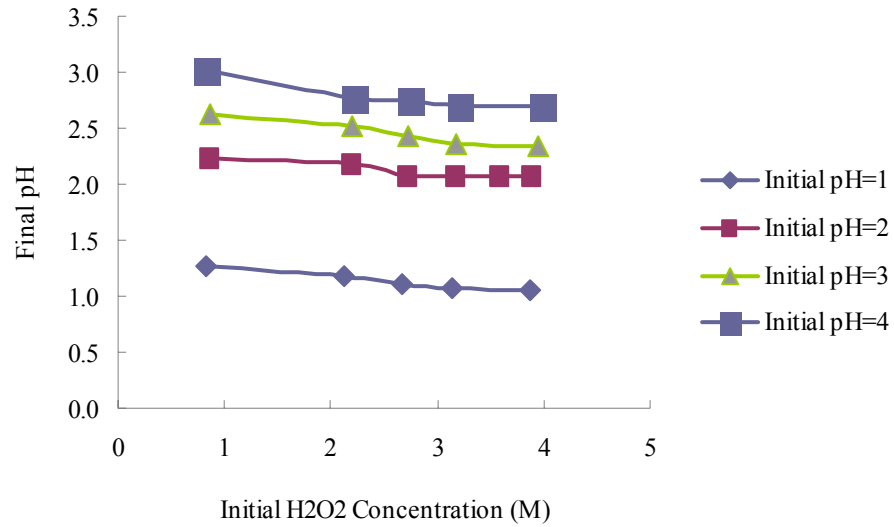
be justified in light of the fact that Fe and H<sub>2</sub>O<sub>2</sub> do not completely dissolve and also have unpurified components. According to the previous arguments, NZVI and H<sub>2</sub>O<sub>2</sub> are needed more than theoretical values. It is also worth mentioning that as mentioned above, previous authors have also reported different optimum H<sub>2</sub>O<sub>2</sub> to Fe molar ratios.

In general, the final pH of the treated solution after Fenton reaction is independent from the initial acidity of solution (Kallel *et al.*, 2009b). Regarding fig. 4, we can observe that with initial pH 3 and 4, the final pH decreases to 2.3 and 2.7 respectively, but at initial pH 1 and 2, it increases to 1.1 and 2.1 respectively. In fact, Fenton oxidation by initial pH between 1 and 4 tends to reach pH value between 2.3 and 2.0 (fig. 4). This is in agreement with the previous study of Kallel *et al.* (2009b) according to which, pH value reached close to 3.5 after 24 hr by olive mill wastewater. They explained this feature by the fact of transforming wastewater into organic acids with a short chain when it subjected to the Fenton process. The presence of ionized form of these acids is responsible for this buffering effect in the treated solution. On the other hand, we can realize that at higher H<sub>2</sub>O<sub>2</sub> concentration, the final pH is lower. This is probably due to more efficient oxidation of Fenton process that leads to more production of short chain organic acids. Fig. 5 shows the consumption of hydrogen peroxide in Fenton oxidation at initial pH between 1 and 4. It is interesting that in higher COD removal efficiency, the higher H<sub>2</sub>O<sub>2</sub> consumption was observed which denotes a direct relationship between COD and H<sub>2</sub>O<sub>2</sub> consumption. At optimum initial pH 2, higher decomposition of H<sub>2</sub>O<sub>2</sub> was observed in

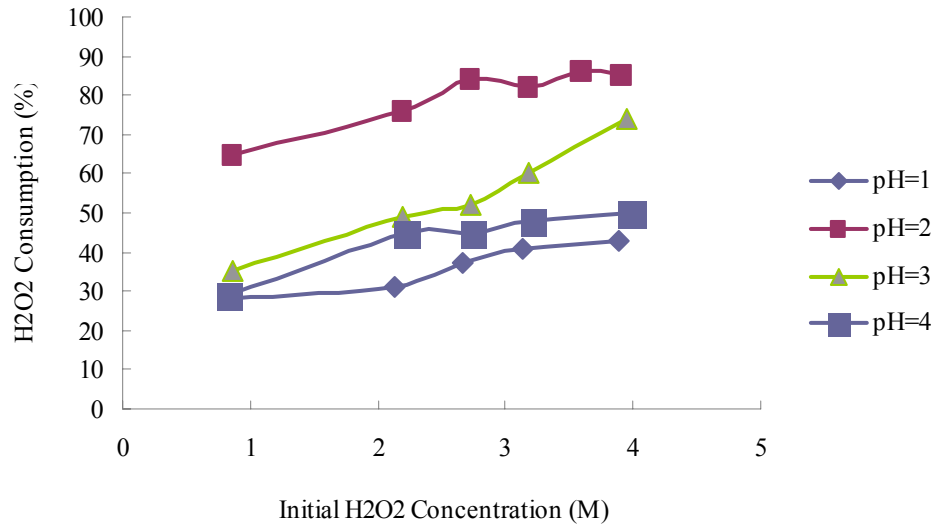
comparison with other pH values. Also at optimum molar ratio, higher consumption of H<sub>2</sub>O<sub>2</sub> was occurred. Moreover, when the H<sub>2</sub>O<sub>2</sub> consumption was low, sludge settled difficultly due to oxygen bubbles produced from the decomposition of excess hydrogen peroxide.

The rate of COD removal in fenton process is mainly ascertained by availability of fenton reagents, which have major role in formation of hydroxyl radicals. Therefore, after determination of optimum pH and H<sub>2</sub>O<sub>2</sub> to Fe molar ratio, it is important to determine the amount of Fenton reagents to reach higher efficiency. Therefore the H<sub>2</sub>O<sub>2</sub>/Fe molar ratio was fixed at 39 and with initial pH 2, the efficiency of six different amount of Fenton reagent was tested. The results are shown in fig. 6. It was observed that with concentration more than 2.7 M of hydrogen peroxide, COD removal efficiency remains relatively constant. This result is confirmed by the consumption of hydrogen peroxide shown in fig. 7. As seen, when the concentration of H<sub>2</sub>O<sub>2</sub> was more than 2.7, percentage consumption of hydrogen peroxide remained relatively constant. This concentration was selected for further experiments. In this ratio, removal of 1 g/L of COD needed 0.08 M hydrogen peroxide.

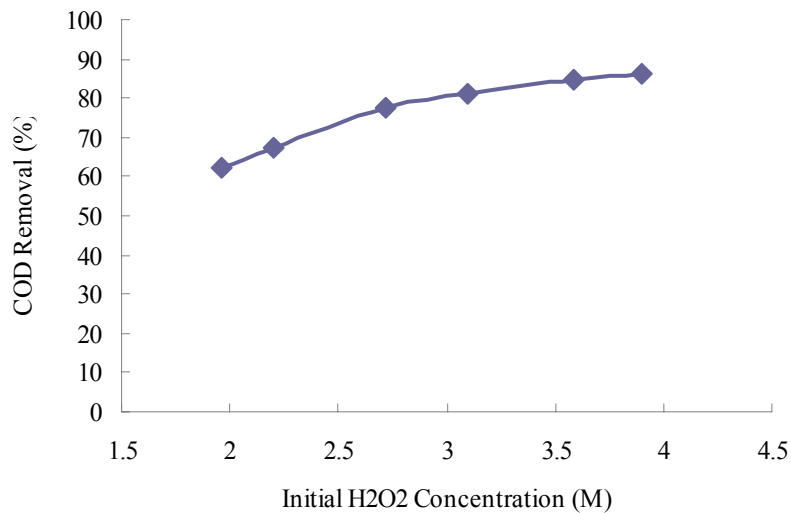
In order to determine the effect of temperature, leachate samples were prepared according to the experimental procedure and before adding H<sub>2</sub>O<sub>2</sub> their temperatures were raised to the desired values (25, 40, 50° C). Subsequently pH value was adjusted on 2 and H<sub>2</sub>O<sub>2</sub> was added and they were shaken in the oven to maintain a steady temperature. It was observed that the Fenton reaction was so intense at 40 and 50° C and



**Fig. 4. Final pH of Fenton oxidation at various initial pH and H<sub>2</sub>O<sub>2</sub> concentration (initial COD=38 g/L, time=3hr)**



**Fig. 5. H<sub>2</sub>O<sub>2</sub> consumption at various initial pH and H<sub>2</sub>O<sub>2</sub> concentration (initial COD=38 g/L, time=3hr)**



**Fig. 6. COD removal efficiency at different dosage (pH=2, [H<sub>2</sub>O<sub>2</sub>]/[Fe]=39, time=3 hr, initial COD=38 g/L)**

large amounts of gas were produced. As seen in fig. 8, increasing the temperature has a significant positive effect on COD removal efficiency and about 87% of initial COD was removed within only an hour such that approximately 90% of this amount was achieved in the first 15 min of the reaction. But in ambient temperature (25° C) just about 70% of COD was reduced after an

hour. Therefore, temperature is one of the important factors influencing Fenton oxidation rate as a catalytic reaction. On the other hand, as fig. 8 depicts, increasing the temperature from 40 to 50° C has an insubstantial effect. This is possibly due to inefficient H<sub>2</sub>O<sub>2</sub> decomposition that offsets increase of COD removal (Deng & Englehardt, 2006).

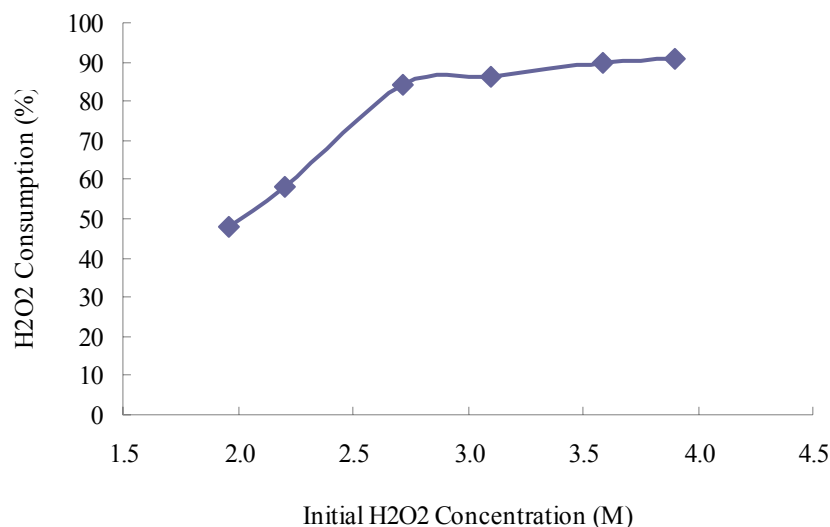


Fig. 7. H<sub>2</sub>O<sub>2</sub> consumption at different dosage (pH=2, [H<sub>2</sub>O<sub>2</sub>]/[Fe]=39, time=3 hr, initial COD=38 g/L)

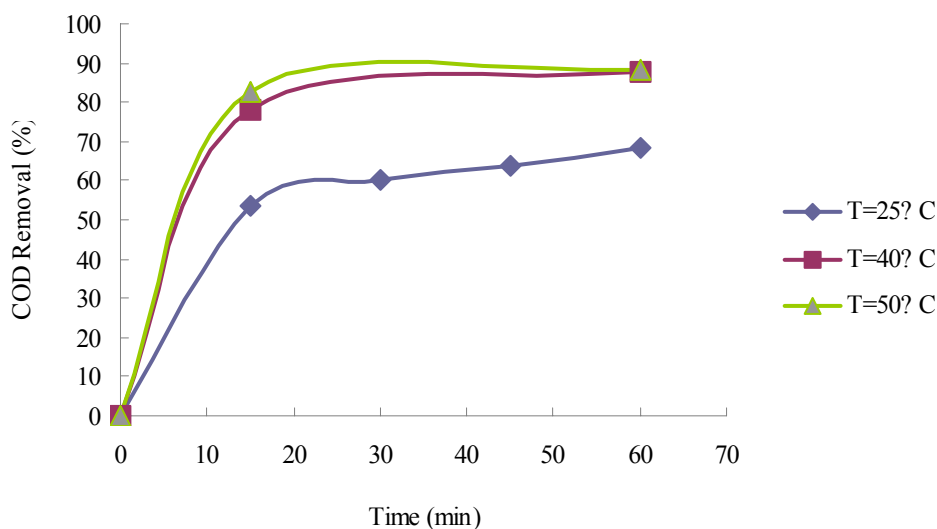


Fig. 8. COD removal efficiency at different temperatures during the Fenton oxidation (pH=2, [H<sub>2</sub>O<sub>2</sub>]/[Fe]=39, [H<sub>2</sub>O<sub>2</sub>]=2.7 M)

### CONCLUSION

In this paper effect of Nanosized Zero Valent Iron (NZVI) for enhancement of Fenton reaction in organic load reduction of landfill leachate (initial COD=38 g/L) was investigated. It was observed this technique was a fast and efficient procedure and 87% removal efficiency was obtained in 1 hr while about 90% of this

amount was achieved in the first 15 min of the reaction. The optimal condition was at pH value about 2, temperature of 40° C and H<sub>2</sub>O<sub>2</sub> to Fe molar ratio of 39. This molar ratio was much high in compare with the results of previous studies on treatment of landfill leachate by Fenton reaction. This feature was much probably due to using of Nano sized Zero Valnt Iron.



In fact, small particle size and high specific surface of NZVI resulted in high efficiency and low utilization of this matter. The experimental results showed that removal of 1 g/L of COD needed 0.08 M hydrogen peroxide. It was detected that at optimum H<sub>2</sub>O<sub>2</sub>/Fe molar ratio, increasing of reagents' dosage and temperature leading to increasing of removal efficiency. In temperatures more than 40° C there was a mild positive effect on COD removal that maybe it was due to inefficient H<sub>2</sub>O<sub>2</sub> decomposition. Furthermore, it was proved that H<sub>2</sub>O<sub>2</sub> consumption have direct relationship by COD removal efficiency.

#### ACKNOWLEDGEMENT

The authors are grateful to the Amirkabir University of Technology research fund and Azar Andishan Saba Co. for the financial support. In addition, the authors wish to thank Ms. Lida Ezzedinloo for her assistance during experiments.

#### REFERENCES

Abdul Aziz, H., Omran, A. and Zakaria, W. R. (2010). H<sub>2</sub>O<sub>2</sub> Oxidation of Pre-Coagulated Semi Aerobic Leachate. *Int. J. Environ. Res.*, **4** (2), 209-216.

APHA, (1992). Standard Methods for the Examination of Water and Wastewater, 18<sup>th</sup> Ed. APHA, AWWA, WPCF. Washington DC, USA.

Barbusinski, K. and Filipek, K. (2001). Use of Fenton's Reagent for Removal of Pesticides from Industrial Wastewater. *Pol. J. Environ. Stud.*, **10** (4), 207-212.

Barbusiński, K. and Majewski, J. (2003). Discoloration of Azo Dye Acid Red 18 by Fenton Reagent in the Presence of Iron Powder. *Pol. J. Environ. Stud.*, **12** (2), 151-155.

Barreto-Rodrigues, M., Silva, F. T. and Paiva, T. C. B. (2008). Combined zero-valent iron and Fenton processes for the treatment of Brazilian TNT industry wastewater. *Hazard. Mater.*, **165** (1-3), 1224-1228

Bergendahl, J. A. and Thies, T. P. (2004). Fenton's oxidation of MTBE with zero-valent iron. *Wat. Res.*, **38** (2), 327-334.

Boussahel, R., Harik, D., Mammam, M. and Lamara-Mohamed, S. (2007). Degradation of obsolete DDT by Fenton oxidation with zero-valent iron. *Desalination*, **206** (1-3), 369-372.

Dabhade, M. A., Saidutta, M. B. and Murthy, D. V. R. (2009). Adsorption of Phenol on Granular Activated Carbon from Nutrient Medium: Equilibrium and kinetic Study. *Int. J. Environ. Res.*, **3** (4), 557-568.

Deng, Y. and Englehardt, J. D. (2006). Treatment of landfill leachate by the Fenton process. *Wat. Res.*, **40** (20), 3683-3694.

Deng, Y. (2007). Physical and oxidative removal of organics during Fenton treatment of mature municipal landfill leachate. *Hazard. Mater.*, **146** (1-2), 334-340.

Harber, F. and Weiss, J. J. (1934). The catalytic decomposition of hydrogen peroxide by iron salts. *J. Am. Chem. Soc.*, **147** (861), 338-51.

Hassani, A. H., Otadi, N., Javid, A. H., Khiabani, F. F. and Hoshyaripour, G. (2009). Improving the performance of Pars Oil Refinery Wastewater Treatment System. *Int. J. Environ. Res.*, **3** (4), 653-662.

Hermosilla, D., Cortijo, M. and Huang, C. P. (2009). Optimizing the treatment of landfill leachate by conventional Fenton and photo-Fenton processes. *Sci. Total Environ.*, **407** (11), 3473-3481.

Joo, S. H. and Cheng, I. F. (2006). Nanotechnology for Environmental Remediation. Springer Sci.+Business Media, Inc., 233 Spring Street, New York, NY 10013, USA.

Kallel, M., Belaid, C., Boussahel, R., Ksibi, M., Montiel, A. and Elleuch, B. (2009). Olive mill wastewater degradation by Fenton oxidation with zero-valent iron and hydrogen peroxide, *Hazard. Mater.*, **163** (2-3), 550-554.

Kallel, M., Belaida, C., Mechichib, T., Ksibia, M. and Elleucha, B. (2009). Removal of organic load and phenolic compounds from olive mill wastewater by Fenton oxidation with zero-valent iron. *Chem. Eng. J.*, **150** (2-3), 391-395.

Kang, Y. W., Cho, M. J. and Hwang, K. Y. (1999). Correction of hydrogen peroxide interference on standard chemical oxygen demand test. *Wat. Res.*, **33** (5), 1247-1251.

Kang, Y. W. and Hwang, K. Y. (2000). Effects of reaction conditions on the oxidation efficiency in the Fenton process. *Wat. Res.*, **34** (10), 2786-2790.

Kim, Y. K. and Huh, I. R. (1997). Enhancing biological treatability of landfill leachate by chemical oxidation. *Environ. Eng. Sci.*, **14** (1), 73-79.

Lau, I. W. C., Wang, P. and Fang, H. H. P. (2001). Organic removal of anaerobically treated leachate by Fenton oxidation. *J. Environ. Eng.*, **127** (7), 666-669.

Lin, Y. T., Weng, C. H. and Chen, F. Y. (2008). Effective removal of AB24 dye by nano/micro-size zero-valent iron. *Sep. Purif. Technol.*, **64** (1), 26-30.

Lopez, A., Pagano, M., Volpe, A. and Di Pinto, A. (2004). Fenton's pre-treatment of mature landfill leachate. *Chemosphere*, **54** (7), 1005-1010.

Lucking, F., Koser, H., Jank, M. and Ritter, A. (1998). Iron powder, graphite and activated carbon as catalysts for the oxidation of 4-chlorophenol with hydrogen peroxide in aqueous solution. *Wat. Res.*, **32** (9), 2607-2614

Martínez, N. S. S., Fernandez, J. F., Segura, X. F. and Ferrer, A. S. (2003). Pre-oxidation of an extremely polluted industrial wastewater by the Fenton's reagent. *Hazard. Mater.*, **101** (3), 315-322.

Masciangioli, T. and Zhang, W. X. (2003). Environmental technologies at the nanoscale. *Environ. Sci. Technol.*, **37** (5), 102A-108A.

Nwabanne, J. T., Onukwuli, O. D. and Ifeakandu, C.M. (2009). Biokinetics of Anaerobic Digestion of Municipal Waste. *Int. J. Environ. Res.*, **3** (4), 511-516.

- Pignatello, J. J. (1992). Dark and photoassisted Fe<sup>3+</sup>-catalyzed degradation of chlorophenoxy herbicides by hydrogen peroxide. *Environ. Sci. Technol.*, **26** (5), 944-951.
- Pourbaix, M. (1966). Atlas of electrochemical equilibria in aqueous. Oxford: Pergamon Press.
- Renou, S., Givaudan, J. G., Poulain, S., Dirassouyan, F. and Moulin, P. (2008). Landfill leachate treatment: Review and opportunity. *Hazard. Mater.*, **150** (3), 468-493.
- Rivas, F. J., Beltran, F., Carvalho, F., Acedo, B. and Gimeno, O. (2004). Stabilized leachates: sequential coagulation-flocculation + chemical oxidation process. *Hazard. Mater.*, **116** (1-2), 95-102.
- Shu, H. Y., Chang, M. C. and Chang, C. C. (2009). Integration of nanosized zero-valent iron particles addition with UV/H<sub>2</sub>O<sub>2</sub> process for purification of azo dye Acid Black 24 solution. *Hazard. Mater.*, **167** (1-3), 1178-1184
- Trujillo, D., Font, X. and Sanchez, A. (2006). Use of Fenton reaction for the treatment of leachate from composting of different wastes. *Hazard. Mater.*, **138** (1), 201-204.
- Uemura, Sh. (2010). Mineral Requirements for Mesophilic and Thermophilic Anaerobic Digestion of Organic Solid Waste. *Int. J. Environ. Res.*, **4** (1), 33-40.
- Wang, X., Chen, S., Gu, X. and Wang, K. (2009). Pilot study on the advanced treatment of landfill leachate using a combined coagulation, Fenton oxidation and biological aerated filter process. *waste manage.*, **29** (4), 1354-1358.
- Zhang, W. X. (2003). Nanoscale iron particles for environmental remediation: An overview. *J. Nanopart. Res.*, **5** (3-4), 323-332.
- Zhang, H., Choi, H. J. and Huang, C. P. (2005). Optimization of Fenton process for the treatment of landfill leachate. *Hazard. Mater.*, **125** (1-3), 166-174.
- Zhang, H., Duan, L., Zhang, Y. and Wu, F. (2005). The use of ultrasound to enhance the decolorization of the C.I. Acid Orange 7 by zero-valent iron. *Dyes and Pigments*, **65** (1), 39-43.
- Zhang, H., Choi, H. J. and Huang, C. P. (2006). Treatment of landfill leachate by Fenton's reagent in a continuous stirred tank reactor. *Hazard. Mater.*, **136** (3), 618-623.
- Zhang, H., Choi, H. J., Canazo, P. and Huang, C. P. (2009). Multivariate approach to the Fenton process for the treatment of landfill leachate. *Hazard. Mater.*, **161** (2-3), 1306-1312.